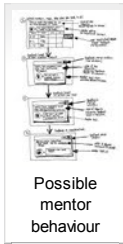
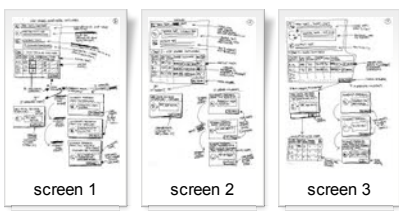


Me and Andrew: May 25, 2010 ▾
Plumbing Toolbox: Mechanical Services: Discussions around the behaviour of the mentor
Workflow of mentor functionality throughout activities
(I added this image to give more context to the storyboards that I'm working on and about to post...)

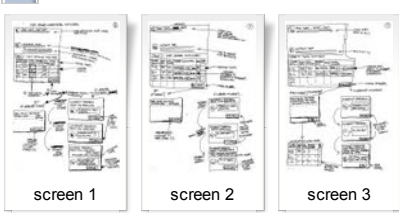


Possible mentor behaviour

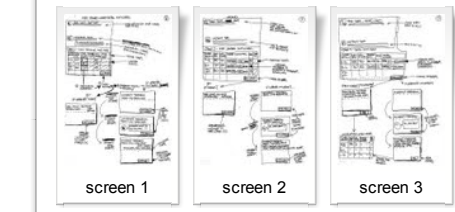
Me: **Storyboard of a proposed activity workflow** May 21, 2010 ▾
The learner's goal is to accurately size square sheet metal ductwork.
Whaddya think of the interaction workflow?



Me: **Tweaked storyboards - Removed excessive mentor yap!** May 21, 2010 ▾



Me: **Tweaked storyboards - COMPLETE REMOVAL of excessive mentor yap!** May 24, 2010 ▾



Andrew: I like it ... I think I see now what you mean about the 'give-learner-feedback vs. proceed-through-sequence' conundrum. Am I right in assuming that stage 1 is necessary to complete stage 2, which is necessary to complete stage 3? May 23, 2010 ▾


Me: Yeah..that's right. When sizing square sheet metal ductwork you need to perform some preparatory sizing calculations. (size for circular > size square > size including insulation > final duct size) May 24, 2010 ▾

Andrew: Gotcha ... makes complete sense, when I actually pay attention to the terms. May 23, 2010 ▾

Me: You're right! I didn't want to get too 'content specific'. The main thing I wanted to confirm/discuss with you was the use of the mentor. I wanted to use him in an assistive way. Preferably, with little or low yap. May 24, 2010 ▾

Andrew: Would you use him (or her?) like this throughout *all* activities ... or just some? May 23, 2010 ▾

Me: The mentor features throughout ALL activities. The mentor also provides scenario exposition on content pages that contain a task. The exposition is followed by a task that the learner is asked to help the mentor complete. May 24, 2010 ▾



Description of mentor usage

